

Accelerating Rural Opportunities

VISIT OUR BLOOMBERG PAGE [FAMC <GO>](#)



CORPORATE PROFILE

Farmer Mac is driven by its mission to increase the accessibility of financing to provide vital liquidity for American agriculture and rural infrastructure. Our secondary market provides liquidity to our nation's agricultural and infrastructure finance businesses, supporting a vibrant and strong rural America. We offer a wide range of solutions to help meet financial institutions' growth, liquidity, risk management, and capital relief needs across diverse markets, including agriculture, agribusiness, broadband infrastructure, power and utilities, and renewable energy. We are uniquely positioned to facilitate competitive access to financing that fuels growth, innovation, and prosperity in America's rural and agricultural communities.

"...Farmer Mac has played a vital role in ensuring the resiliency and stability of American agriculture, and will continue to be key to the long-term success of many family farming operations and the communities they call home..."

— SENATOR JOHN BOOZMAN (R-AR)

"Farmer Mac is a critical partner for farmers and producers as they navigate uncertainties and invest in the future of rural America. The company's work to finance critical infrastructure projects promotes economic growth in our rural communities and gives agribusinesses the foundation they need to remain profitable for generations to come..."

— REPRESENTATIVE ANGIE CRAIG (D-MN)



INVESTMENT HIGHLIGHTS

FARMER MAC'S VITAL ROLE AND UNIQUE STRENGTHS¹

GSE AND INSTRUMENTALITY OF THE UNITED STATES

- Created by Congress in 1987
- \$1.5 billion line of credit with U.S. Treasury
- Eligible for purchase by Federal Reserve Banks
- Publicly-traded debt securities exempt from SEC registration

DEBT SECURITIES CARRY PRIVILEGES FOR INVESTORS

- Classified as a "Government Security" under Investment Company Act of 1940
- Carries a 20% capital risk weighting for many Federally regulated entities
- Eligible collateral for the discount window at Federal Reserve Banks
- Has a #1 designation by the National Association of Insurance Commissioners (NAIC)
- Eligible investment for credit unions under the National Credit Union Administration's guidelines
- Eligible collateral for the Federal Reserve's standing repo facility

BROAD AND INDEPENDENT OVERSIGHT

FEDERAL OVERSIGHT

- Regulated by the Farm Credit Administration
- Oversight through Senate and House Agricultural Committees
- Subject to SEC regulations

OTHER OVERSIGHT

- Subject to NYSE rules
- Financial statements audited by PricewaterhouseCoopers
- Independent risk officer oversight, internal audit, and internal credit review functions

SUPERIOR MARKET ACCESS

- Uninterrupted daily access to the debt capital markets
- Debt costs correlate with those of other GSEs
- 30 approved dealers provide liquidity in debt securities to the capital markets
- Debt issued through the Federal Reserve book entry system

EXCEPTIONAL FINANCIAL STRENGTHS

ASSET QUALITY

- No credit losses in any products other than Agricultural Finance Mortgage Loans
- Historical cumulative credit losses of only 0.11% on \$38 billion of volume
- Portfolio average loan-to-value ratio of 47%

LIQUIDITY & CAPITAL

- Tier 1 capital ratio of 13.6%²
- Core capital of \$602 million above statutory minimum capital requirement
- \$7.7 billion liquidity investment portfolio, providing 310 days of contingent sources of liquidity

DEBT SECURITIES NOT RATED BY A NRSRO

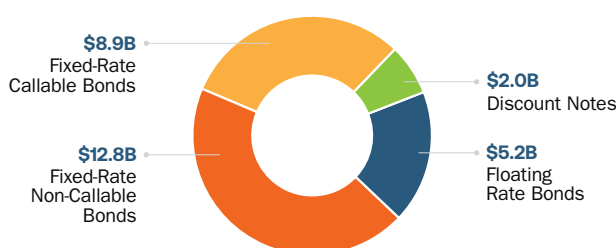
- GSE status allows continuous and cost-effective access to the U.S. Agency debt markets
- Debt funding demand in excess of needs
- Benefit of credit rating does not outweigh the material dollar cost and time requirements
- GSEs and instrumentalities of the United States are often exempt from NRSRO rating requirement
- Many investors cannot use NRSRO ratings as investment criteria

¹ All information is as of June 30, 2025.

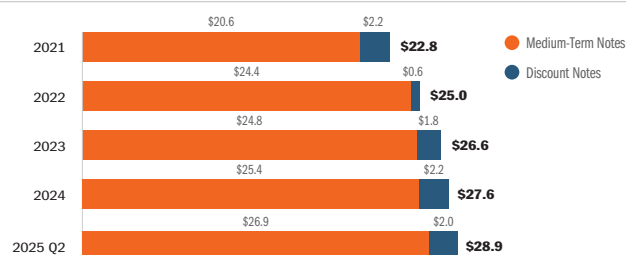
² Tier 1 capital consists of retained earnings, paid-in capital, common stock, and qualifying preferred stock.



\$28.9 BILLION DEBT OUTSTANDING AS OF 6/30/2025



Note: Pie chart may not sum to total due to rounding.

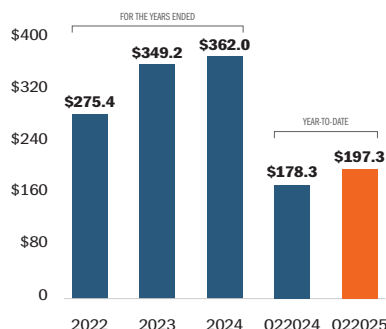


Note: \$ in billions

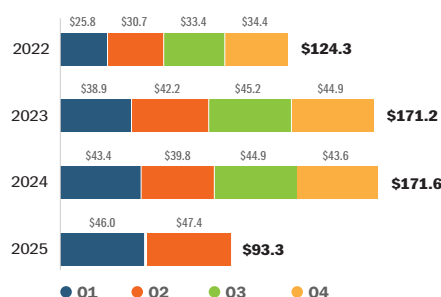


FINANCIAL INFORMATION

REVENUE Note: \$ in millions



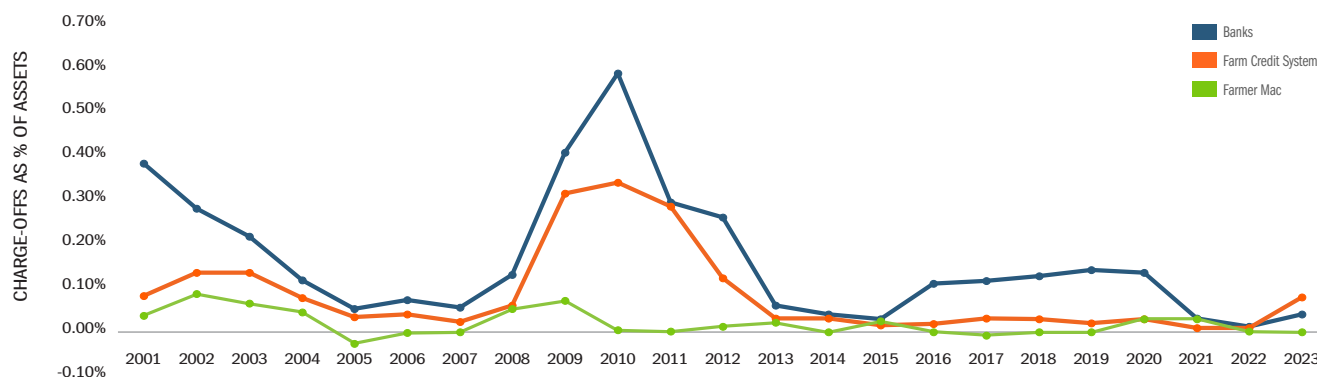
CORE EARNINGS Note: \$ in millions



Note: Chart may not sum to total due to rounding.

*Core earnings, core earnings per share, and net effective spread are non-GAAP measures. For a reconciliation of core earnings to GAAP net income, core earnings per share to earnings per common share, and net effective spread to GAAP net interest income, see "MD&A" in Farmer Mac's Form 10-K and 10-Q filed with the SEC on February 21, 2025 and August 7, 2025, respectively.

AGRICULTURAL LENDER CHARGE-OFF RATES



DEBT PROGRAM HIGHLIGHTS

DISCOUNT NOTE

	WINDOW	REVERSE INQUIRY	AUCTION
DESCRIPTION	Structure, sizes, and discount rates are sent to dealer group and posted on Bloomberg system (ADN5 <Go>); sizes are updated until offerings are closed.	Dealer/investor requests structure and sizes; Farmer Mac strives to fulfill each request.	Auction time, structures, and sizes sent to dealer group; lowest discount rate wins bonds.
TYPICAL STRUCTURE	1 week–1 year	1 week–1 year	1 week–1 year
TYPICAL SIZE	\$5–250 million	\$5–250 million	\$5–250 million
SETTLEMENT	Same day–5 business days	Same day–5 business days	Same day–5 business days
ISSUANCE FREQUENCY	Daily	As requested	Monthly

MEDIUM-TERM NOTE

	POSTINGS	REVERSE INQUIRY	AUCTION
DESCRIPTION	Structures, sizes, and coupons are sent to dealer group; sizes are updated until offerings are closed.	Dealer/investor requests structure and sizes; Farmer Mac strives to fulfill each request.	Auction time, structures, and sizes sent to dealer group; lowest UST spread wins bonds.
TYPICAL STRUCTURE	Floating (SOFR, Fed Funds, T-bill, Prime) and Fixed Rate Bullets with maturities up to 30 years		Fixed-rate bullets and callables up to 30 years
	Callables (Fixed and Step Up/Down Rate) with flexible lockout and call features, with maturities of up to 30 years		
TYPICAL SIZE	\$5–250 million	\$5–250 million	\$5–250 million
SETTLEMENT	5–20 business days	5–20 business days	5–20 business days
ISSUANCE FREQUENCY	Daily	As requested	Tuesday and/or Thursday (as needed)*

* Auctions may occur on non-specified days as needed



CONTACT INFORMATION

Robert Owens
Senior Director - Fixed Income Strategy

rowens@farmermac.com
202.557.6842

